

**UNITED STATES BANKRUPTCY COURT**  
**Western District of Tennessee**  
**PETITIONS CLOSED FOR TWELVE MONTH PERIODS**  
**BY DIVISIONS**

<b>Jul 1, 2018 - Jun 30, 2019</b>			
	<b>Memphis</b>	<b>Jackson</b>	<b>Totals</b>
Chapter 7	2,751	918	3,669
Chapter 11	22	5	27
Chapter 12	1	0	1
Chapter 13	8,481	1,894	10,375
<b>Totals:</b>	<b>11,255</b>	<b>2,817</b>	<b>14,072</b>

<b>Jul 1, 2017 - Jun 30, 2018</b>			
	<b>Memphis</b>	<b>Jackson</b>	<b>Totals</b>
Chapter 7	2,796	977	3,773
Chapter 11	26	9	35
Chapter 12	0	1	1
Chapter 13	9,413	1,970	11,383
<b>Totals:</b>	<b>12,235</b>	<b>2,957</b>	<b>15,192</b>

<b>Jul 1, 2016 - Jun 30, 2017</b>			
	<b>Memphis</b>	<b>Jackson</b>	<b>Totals</b>
Chapter 7	2,977	954	3,931
Chapter 11	22	6	28
Chapter 12	0	0	0
Chapter 13	9,868	2,216	12,084
<b>Totals:</b>	<b>12,867</b>	<b>3,176</b>	<b>16,043</b>

<b>Jul 1, 2015 - Jun 30, 2016</b>			
	<b>Memphis</b>	<b>Jackson</b>	<b>Totals</b>
Chapter 7	3,036	1,035	4,071
Chapter 11	20	11	31
Chapter 12	0	1	1
Chapter 13	10,214	2,307	12,521
<b>Totals:</b>	<b>13,270</b>	<b>3,354</b>	<b>16,624</b>

<b>2019 Over 2018</b>			
	<b>Memphis</b>	<b>Jackson</b>	<b>Total %</b>
Chapter 7	(45)	(59)	-2.76%
Chapter 11	(4)	(4)	-22.86%
Chapter 12	1	(1)	0.00%
Chapter 13	(932)	(76)	-8.86%
<b>Totals:</b>	<b>(980)</b>	<b>(140)</b>	<b>-7.37%</b>

<b>2019 Over 2018</b>		
	<b>Jackson</b>	<b>Total %</b>
Chapter 7	(59)	-6.04%
Chapter 11	(4)	-44.44%
Chapter 12	(1)	-100.00%
Chapter 13	(76)	-3.86%
<b>Totals:</b>	<b>(140)</b>	<b>-4.73%</b>

<b>% of Closings by Chap. By Div. Chapter % of</b>			
	<b>Memphis</b>	<b>Jackson</b>	<b>Total Closings</b>
Chapter 7	75%	25%	26%
Chapter 11	81%	19%	0%
Chapter 12	100%	0%	0%
Chapter 13	82%	18%	74%
<b>Totals:</b>	<b>80%</b>	<b>20%</b>	<b>100%</b>

<b>% of Closings by Chap. By Div. Chapter % of</b>			
	<b>Memphis</b>	<b>Jackson</b>	<b>Total Closings</b>
Chapter 7	74%	26%	25%
Chapter 11	74%	26%	0%
Chapter 12	0%	100%	0%
Chapter 13	83%	17%	75%
<b>Totals:</b>	<b>81%</b>	<b>19%</b>	<b>100%</b>

<b>% of Closings by Chap. By Div. Chapter % of</b>			
	<b>Memphis</b>	<b>Jackson</b>	<b>Total Closings</b>
Chapter 7	76%	24%	25%
Chapter 11	79%	21%	0%
Chapter 12	0%	0%	0%
Chapter 13	82%	18%	75%
<b>Totals:</b>	<b>80%</b>	<b>20%</b>	<b>100%</b>

<b>% of Closings by Chap. By Div. Chapter % of</b>			
	<b>Memphis</b>	<b>Jackson</b>	<b>Total Closings</b>
Chapter 7	75%	25%	24%
Chapter 11	65%	35%	0%
Chapter 12	0%	100%	0%
Chapter 13	82%	18%	75%
<b>Totals:</b>	<b>80%</b>	<b>20%</b>	<b>100%</b>

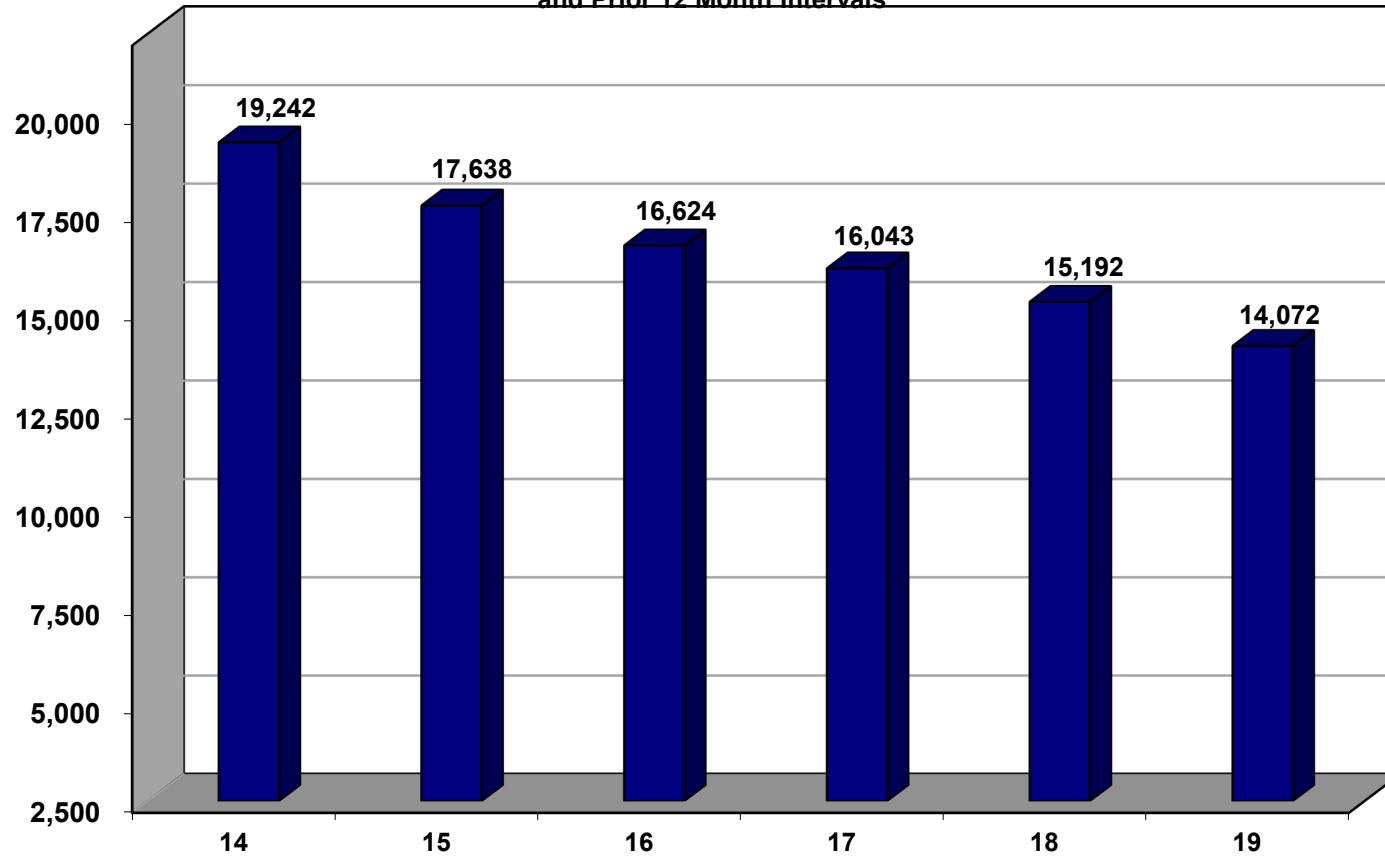
**Overall Change**  
**2019 over 2018**  
**(Both Divisions)**

-7.37%

<b>2019 Over 2018</b>		
	<b>Memphis</b>	<b>Total %</b>
Chapter 7	(45)	-1.61%
Chapter 11	(4)	-15.38%
Chapter 12	1	100%
Chapter 13	(932)	-9.90%
<b>Totals:</b>	<b>(980)</b>	<b>-8.01%</b>

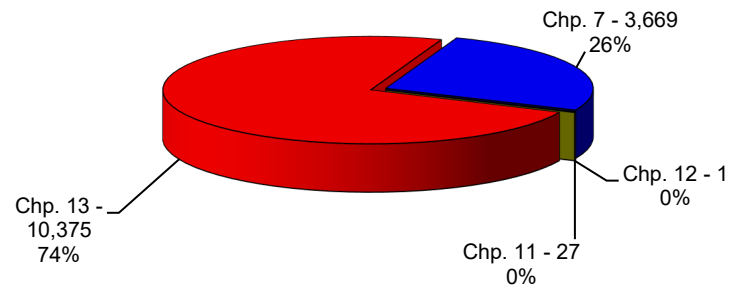
*Calculation of percentages are rounded to two places. .745 would be shown as .75 or 75%, and .744 would be displayed as .74 or 74%.*

**Total Closings For Western District By Year  
12 Month Period Ending Jun 30, 2019  
and Prior 12 Month Intervals**

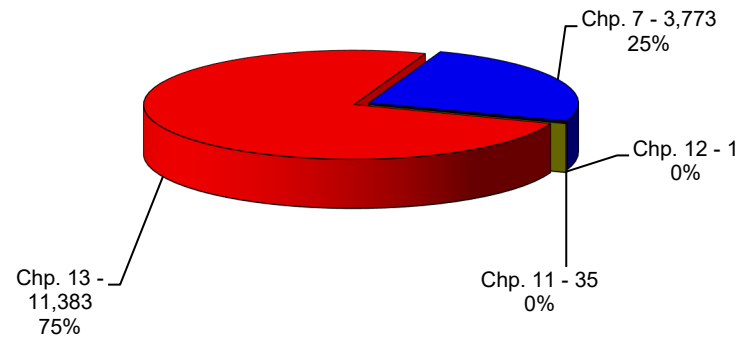


**United States Bankruptcy Court  
Western District of Tennessee**

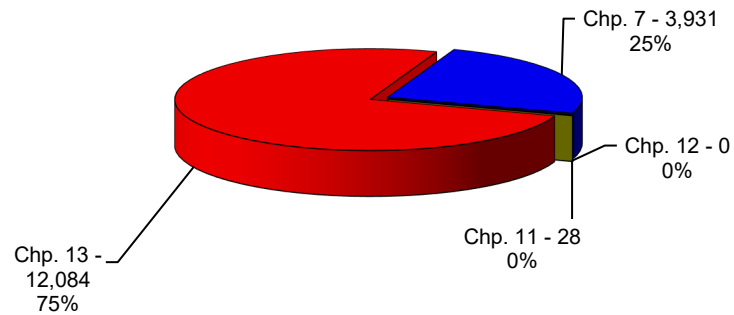
**Bankruptcy Case Closings  
Jul 01, 2018 thru Jun 30, 2019**



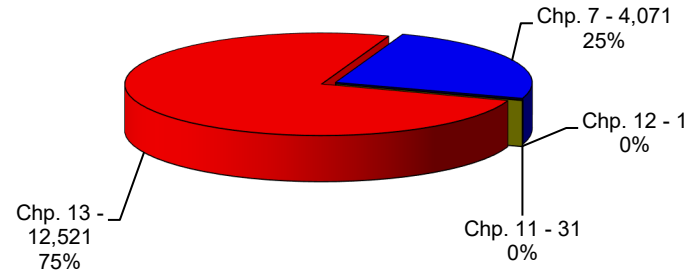
**Bankruptcy Case Closings  
Jul 01, 2017 thru Jun 30, 2018**



**Bankruptcy Case Closings  
Jul 01, 2016 thru Jun 30, 2017**

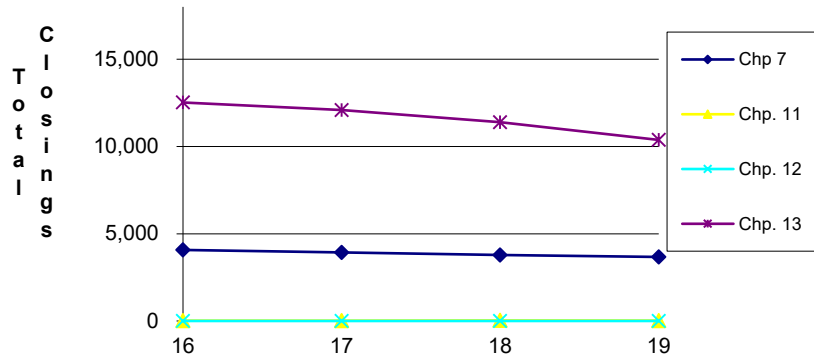


**Bankruptcy Case Closings  
Jul 01, 2015 thru Jun 30, 2016**

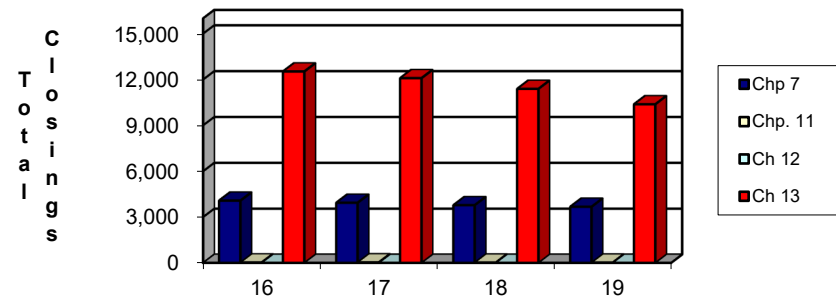


# United States Bankruptcy Court Western District of Tennessee

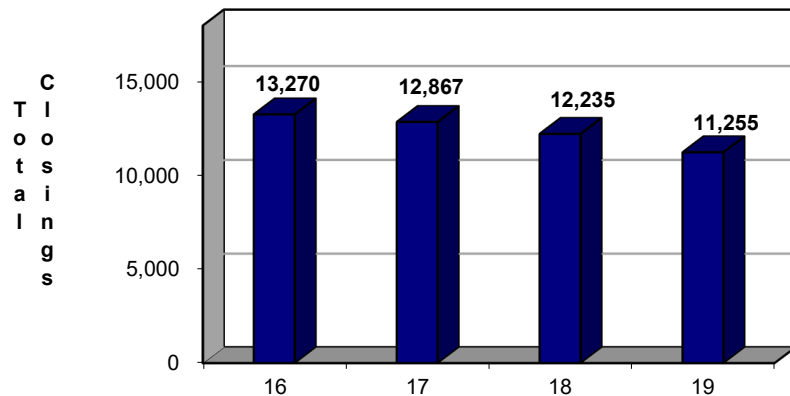
**Bankruptcy Case Closings  
Three Year Comparison**



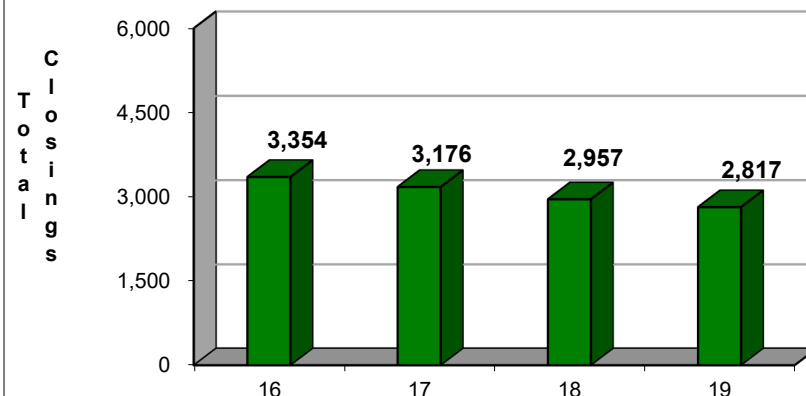
**District Wide Total  
By Chapter**



**Total Closings For Western Division By Year  
12 Month Period Ending Jun 30, 2019  
and Prior 12 Month Intervals**



**Total Closings For Eastern Division By Year  
12 Month Period Ending Jun 30, 2019  
and 12 Prior Month Intervals**



**NOTE: Data For Each Year was Calculated Beginning Jun 30, 2019 And Extending Backwards Twelve Months**